

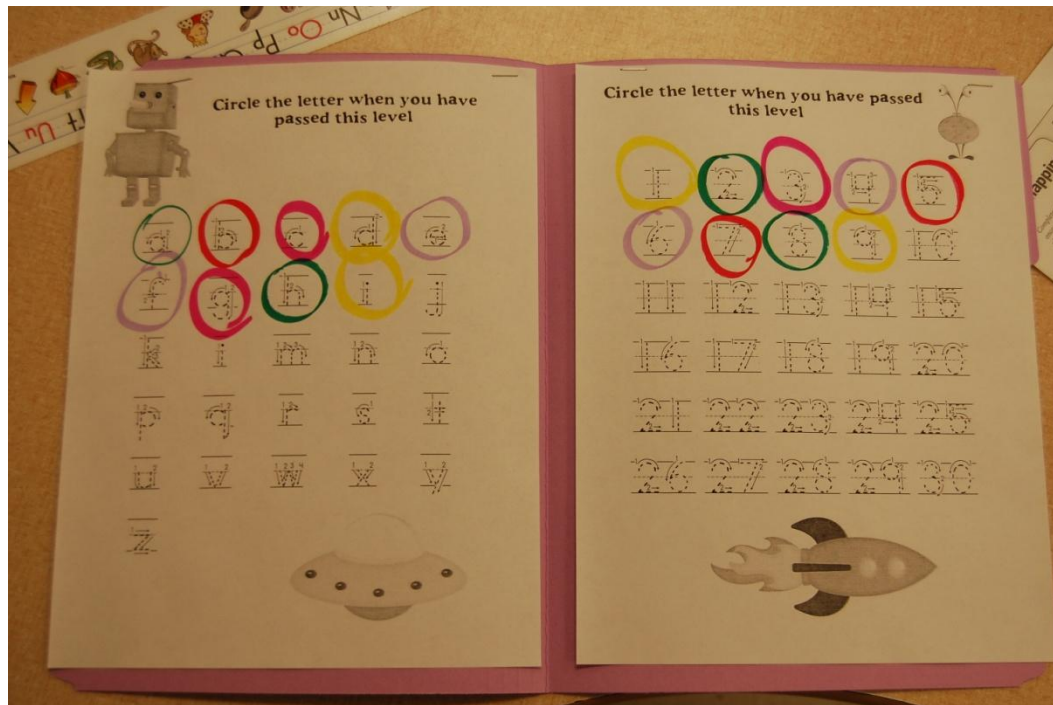
ROCKET
LETTERS
AND
NUMBERS



By Deedee Wills
Clipart by Just So Scrappy
www.mrswillskindergarten.com

Students practice their letter and numeral formation with daily timed practice. Here is how it works:

Each student starts with a folder like this:




This is a simple file folder. One side has the letter formation; the other has the numeral formation. Once a student passes a letter/number, I circle the letter and they move on to the next letter/number.

I start with lowercase letters then move onto uppercase letters.

Testing: Students are given a blank piece of paper. They practice until they reach the stop sign. This way I can check that they are forming the letters/numbers correctly. Once I am satisfied, I put 1 minute on the timer. When the timer goes off I say "pencils up." Everyone raises their pencil while I walk around to check. If they pass, I circle their letter.

Every student may take the work home for handwriting practice. They trace over their pencil marks with a marker and bring it back. I give them a sticker for each practice sheet they do. If they get 10 stickers, they get to go to my treasure box (VERY motivating). 😊

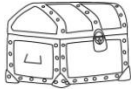
Rocket Letters




Dear Parents,


This is your child's handwriting practice. We call it "Rocket Letters". Your child may practice their letter formation at home (use a pen, marker, or crayon to trace over their pencil marks). If they bring it back to school showing they practiced, they will get a sticker.

10 stickers = Treasure chest visit


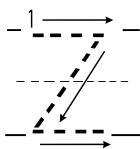
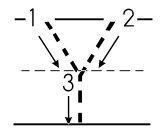
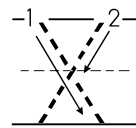
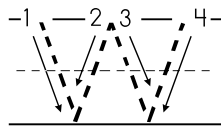
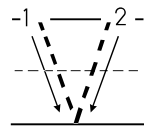
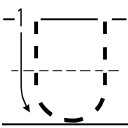
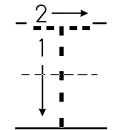
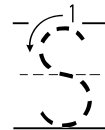
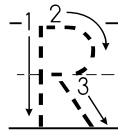
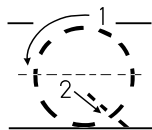
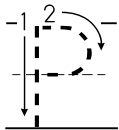
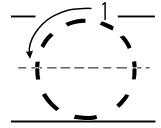
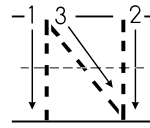
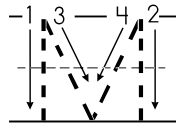
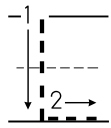
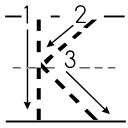
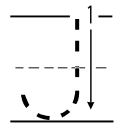
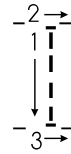
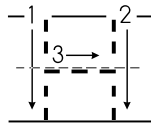
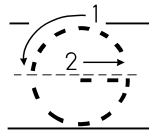
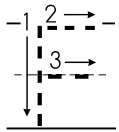
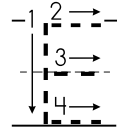
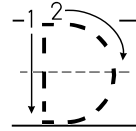
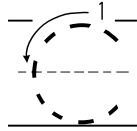
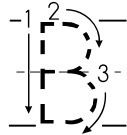
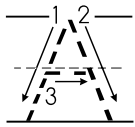



Name: _____

_____	_____	_____	_____	_____	 Wait for the 1 minute timing
-----	-----	-----	-----	-----	
_____	_____	_____	_____	_____	
_____	_____	_____	_____	_____	
_____	_____	_____	_____	_____	_____
-----	-----	-----	-----	-----	_____
_____	_____	_____	_____	_____	_____
_____	_____	_____	_____	_____	_____
_____	_____	_____	_____	_____	_____
_____	_____	_____	_____	_____	_____
-----	-----	-----	-----	-----	_____
_____	_____	_____	_____	_____	_____
_____	_____	_____	_____	_____	_____
_____	_____	_____	_____	_____	_____
_____	_____	_____	_____	_____	_____
-----	-----	-----	-----	-----	_____
_____	_____	_____	_____	_____	_____
_____	_____	_____	_____	_____	_____
_____	_____	_____	_____	_____	_____

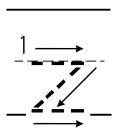
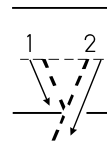
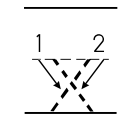
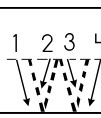
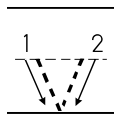
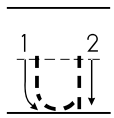
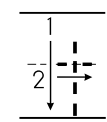
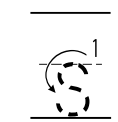
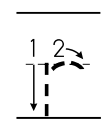
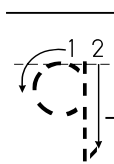
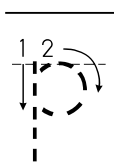
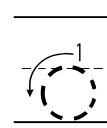
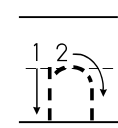
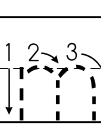
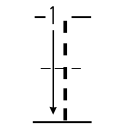
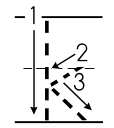
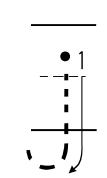
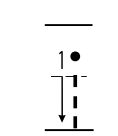
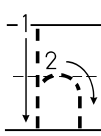
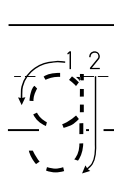
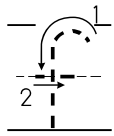
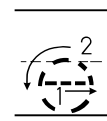
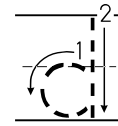
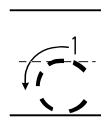
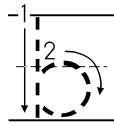
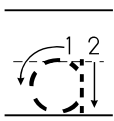


You passed!!!


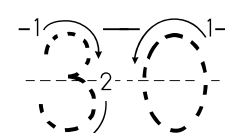
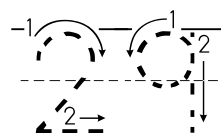
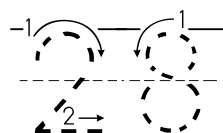
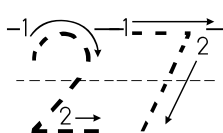
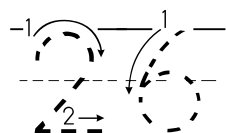
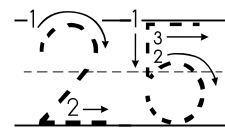
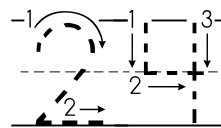
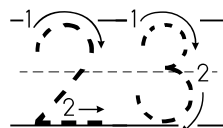
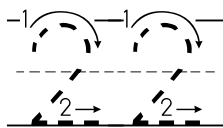
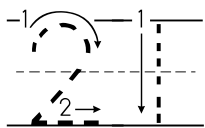
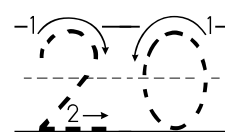
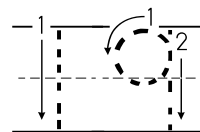
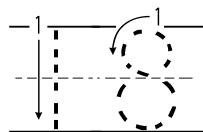
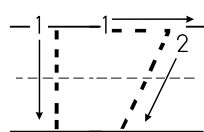
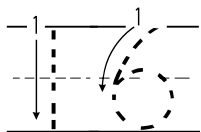
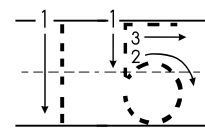
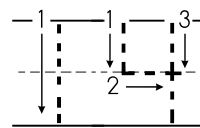
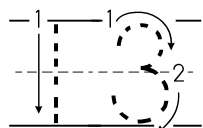
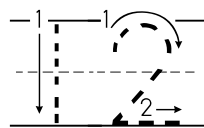
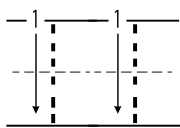
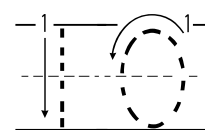
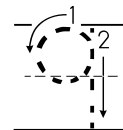
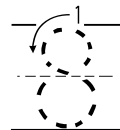
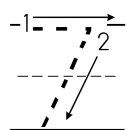
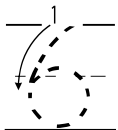
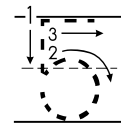
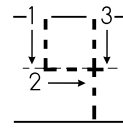
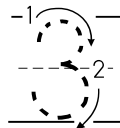
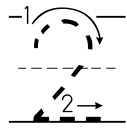
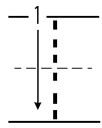





You passed!!!



You passed!!!



I hope you find this a helpful resource. Please let me know if you have any questions. I always appreciate feedback on my Teachers Pay Teachers store.

For more resources, consider following my blog at www.mrswillskindergarten.com

You may email me as well: dwills@owensville.k12.mo.us

Thank you!

Deedee