


November



	Monday	Tuesday	Wednesday	Thursday
Week 1 <u>Sight Words</u> what have do you went said	Draw a picture of an animal that starts with "s" and write the word. Write the number 2 five times.	Draw a picture of a food that starts with "s" and write the word. Write the number 3 five times.	Write each of the color words with the correct color crayon. Count to 30.	Draw a picture of 3 farm animals. Write the words. Say your birthday 5 times.
Week 2 <u>Sight Words</u> she said in on out over	Draw a picture of something that starts with "m" and write the word. Write the number 4 five times.	Write an "m" on the first line if it starts with the sound. Write "m" on the second line if it ends with the sound. Count by 10s to 100.	Draw a picture of something that starts with "d" and write the word. Write the number 5 five times.	Make a list of 3 things Mrs. Wishy- Washy needs to give the animals a bath. Say your phone number 5 times.
Week 3 <u>Sight Words</u> number words review week	Choose your own homework idea!	Write the numbers and number words 1 to 5 in order.	Look for the sight words in a book. Count how many times you find each one.	Happy Thanksgiving No Homework!
Week 4 <u>Sight Words</u> me you can	Draw a picture of something that starts with "p" and write the word. Write the number 6 five times.	Write the "an" family words to go with the pictures. Say your birthday 5 times.	Read the story. Color the words. (Parents: please have you child read the story as independently as possible)	Write "p" on the first line if it starts with the sound. Write "p" on the second line if it ends with the sound.

NAME: _____

Draw an animal that starts with S. Write the word.

Monday



2

_____	_____	_____	_____	_____
-----	-----	-----	-----	-----
_____	_____	_____	_____	_____

Draw a food that starts with S. Write the word.

Tuesday



3

_____	_____	_____	_____	_____
-----	-----	-----	-----	-----
_____	_____	_____	_____	_____

Wednesday

red

blue

yellow

green



Who lives on a farm?

Thursday

Draw a picture of something that starts with "m". Write the word.

Monday2




4

_____	_____	_____	_____	_____
-----	-----	-----	-----	-----
_____	_____	_____	_____	_____



_____	_____
-----	-----
_____	_____

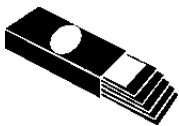
Tuesday2



_____	_____
-----	-----
_____	_____



_____	_____
-----	-----
_____	_____



_____	_____
-----	-----
_____	_____



_____	_____
-----	-----
_____	_____



_____	_____
-----	-----
_____	_____



_____	_____
-----	-----
_____	_____

Draw a picture of something that starts with "d". Write the word.

Wednesday2



5

<hr/>	<hr/>	<hr/>	<hr/>	<hr/>
<hr/>	<hr/>	<hr/>	<hr/>	<hr/>
<hr/>	<hr/>	<hr/>	<hr/>	<hr/>



What does Mrs. Wishy-Washy need to give the animals a bath?

Thursday2

1.

2.

3.

Monday 3

Choose your own homework
Idea!

Write the numbers and number words in order from 1 to 5.

Tuesday 3

_____	_____	_____	_____
-----	-----	-----	-----
_____	_____	_____	_____
_____	_____	_____	_____
-----	-----	-----	-----
_____	_____	_____	_____
_____	_____	_____	_____
-----	-----	_____	_____
_____	_____	_____	_____

two
one
four
five
three

How many times did you find each word?

Wednesday 3

a


and

in

see

at

the



Thursday

Optional coloring page.

Draw a picture of a food that starts with "p". Write the word.

Monday



6

_____	_____	_____	_____	_____
-----	-----	-----	-----	-----
_____	_____	_____	_____	_____

Tuesday

_an











Make up a
silly "an"
word.

I am Dan, the flying man.

Wednesday


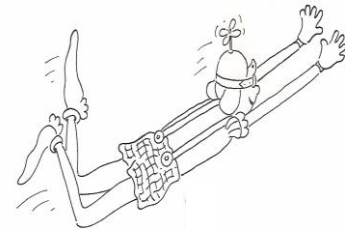
Catch me, catch me if you can.

Over a fan and over a can.

Over a pan and over a man.

I am Dan, the flying man.

Catch me, catch me if you can.



Color:

am-yellow

you-red

over-green

and-purple

can-orange

the-blue

me-brown

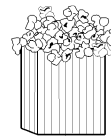
Thursday



Handwriting practice lines (solid top, dashed middle, solid bottom) for the word 'pizza'.



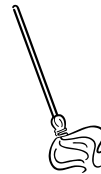
Handwriting practice lines (solid top, dashed middle, solid bottom) for the word 'pig'.



Handwriting practice lines (solid top, dashed middle, solid bottom) for the word 'flowers'.



Handwriting practice lines (solid top, dashed middle, solid bottom) for the word 'pig'.



Handwriting practice lines (solid top, dashed middle, solid bottom) for the word 'broom'.



Handwriting practice lines (solid top, dashed middle, solid bottom) for the word 'pizza'.



Handwriting practice lines (solid top, dashed middle, solid bottom) for the word 'pig'.

