

SAMPLE SAMPLE

Cut, Match and Glue #2
for Kindergarten
and First Grade

(Focus on the alphabet
with pictures)

By Kelly Mikesell

<http://www.mrsmikesell.com>

mrsmikesell@mrsmikesell.com

C. 2006

All Clip Art from <http://www.lovetwoteach.com>


Many teachers are looking for quick and easy skill-based routines for their classrooms. If you have used my products previously, then adding the Matching Skills activities into your routine will be easy.

Each activity is a cut, match, glue sheet. Once the children have learned how to do one, they will know the procedure.

Whether they fit into a Letter of the Week, a story theme or a center, the impact is the same - fun, engaged learning with tangible results.


This includes matching activities for the letters: A, B, C, D, E, F, G, H, (I J), L, M, (N O), P, R, S, T, (U V W). The first set is matching picture to picture. The second set is matching picture to word. The third set is matching picture to word in "fun fonts".


I have replicated the activities in the same font and different fonts because many times when a student encounters a new font they struggle to decipher the letters. This is not a "reading skill" issue, but more of a lack of exposure to a variety of print. With these activities, I hope to help children learn to master letters, words and numbers no matter what font they are printed in.



Skill: Picture Matching - "A" Words

Name: _____






Skill: Picture Matching - "E" Words

Name: _____

egg plant	envelope	election	Earth
--------------	----------	----------	-------



Skill: Picture Matching - "G" Words

Name: _____

goat	glue	glasses	grapes
------	------	---------	--------