

ALPHABET BOOK TEMPLATE

Alphabet books are a staple in most elementary classroom libraries. Creating ABC books is a familiar writing activity for the primary grades, but there are many ways to use these great resources with intermediate grades as well.

Try sharing these innovative alphabet books with your students. They will be completely engaged as they try to guess why the letter stands for the object. Have students follow the format to create an alphabet book that coincides with your current unit of study – a fantastic writing experience for students of all ages!

Q is for Duck by Marcia McClintock Folsom – Q is for Duck because ducks quack. A is for Zoo because there are animals in the zoo.

Tomorrow's Alphabet by George Shannon – A is for Seed, tomorrow's apple. B is for Eggs, tomorrow's birds.

A is for Zebra by Mark Shulman – A is for Zebra, Z is for Jazz and so on. The last letter of the word is celebrated on each page with many eye-catching illustrations along with the featured word.

Lots of free great ideas, lesson plans and examples using alphabet books can be found here:

http://writingfix.com/classroom_tools/alphabet_books.htm

For more engaging classroom materials, visit me at:

<http://www.teacherspayteachers.com/Store/SunnyDays-/Products>

Follow me on Facebook at:


<http://www.facebook.com/pages/SunnyDays-Curriculum-Connection/186112358076796>

Visit my blog:

SunnyDaysinSecondGrade.blogspot.com


Feel free to contact me directly at

Letters2me@me.com



is for




Written and Illustrated by:



Book About

Written and Illustrated by:


The




'S

of



Written and Illustrated by:




Five horizontal lines for writing, positioned to the right of the letter 'A' illustration.





Five horizontal lines for writing, positioned to the right of the letter 'B' graphic.







Five horizontal lines for writing, positioned to the right of the decorative 'D' frame.






Five horizontal lines for writing, positioned to the right of the decorative 'E' frame.







Five horizontal lines for writing, positioned to the right of the decorative 'G' frame.










Five horizontal lines for writing, positioned to the right of the letter 'J'.





Five horizontal lines for writing, positioned to the right of the letter 'K' illustration.









Five horizontal lines for writing, positioned to the right of the letter 'M' illustration.












Handwriting practice lines consisting of five horizontal lines.









Five horizontal lines for writing, positioned to the right of the decorative 'S' frame.



Five horizontal lines for writing, positioned to the right of the decorative 'T' frame.





Five horizontal lines for writing, positioned to the right of the letter 'V' illustration.

